

norrgavel



Svenska

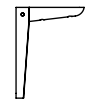
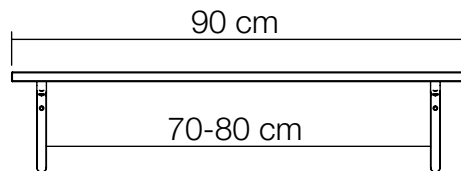
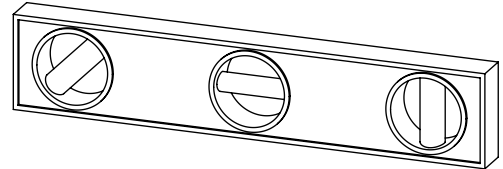
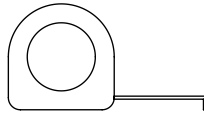

Norrgavelns konsoler har hög bärförmåga, men exakt bärkraft/maxbelastning varierar beroende på vilket material väggen består av samt val av infästning.

Korrekt val av infästning (C) beror på vilken sorts vägg konsolen ska fästas på (exempelvis betong, lättbetong, gipsskiva eller tegel). Har du frågor gällande lämplig infästning (skruv/plugg) – kontakta en lokal fackhandel.

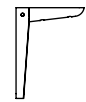
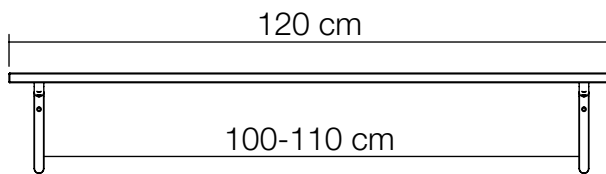
English

Norrgavel's brackets have a high load-bearing capacity, but the exact load-bearing capacity / maximum load varies depending on what material the wall consists of and the choice of attachment.

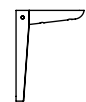
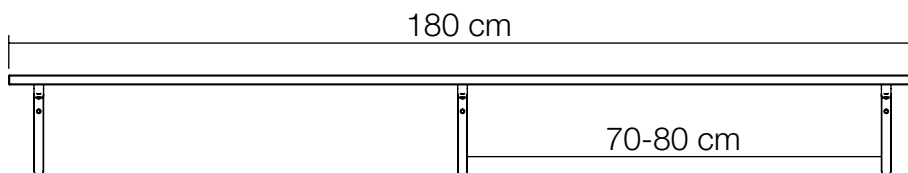
The correct choice of attachment (C) depends on the type of wall the bracket is to be attached to (eg concrete, aerated concrete, plasterboard or brick). If you have questions regarding suitable fastening (screw / plug) - contact a local specialised store.



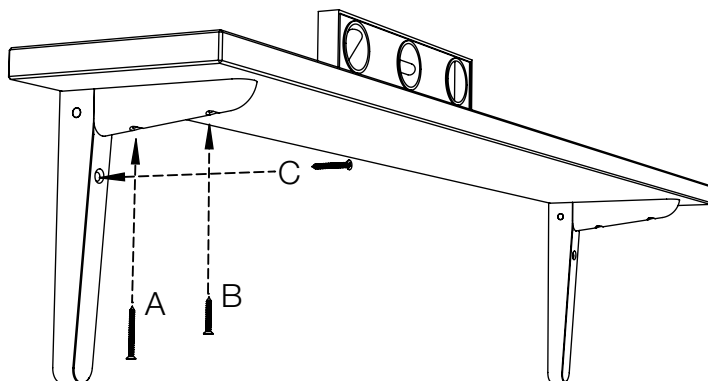
min x2



min x2



min x3



Recommended Screw

Konsol Vinkel	A+B: 4 x 40 mm
Konsol Bas liten	A+B: 4 x 35 mm
Konsol Bas stor	A+B: 4 x 35 mm
Konsol Rundad	A: 4,5 x 50 mm, B: 4 x 30 mm

Konsol Rundad-rak

13,5 cm	A: 4 x 40 mm, B: 4 x 30 mm
18,5 cm	A: 4 x 40 mm, B: 4 x 30 mm
23,5 cm	A: 4 x 40 mm, B: 4 x 30 mm
Rakt avslut 23,5 cm	A: 4 x 40 mm, B: 4 x 30 mm
28,5 cm	A: 4,5 x 50 mm, B: 4 x 30 mm
Rakt avslut 28,5 cm	A: 4,5 X 50 mm, B: 4 x 30 mm